

# Report on Analysis of Students' Feedback




জৱাহৰলাল নেহৰু মহাবিদ্যালয়

JAWAHARLAL NEHRU COLLEGE

Boko-Kamrup-Assam

Pin-781123



**STUDENT  
FEEDBACK**

Name of the feedback: Students Feedback on Learning & Infrastructure

Total number of responses: 1270

Academic year: 2023-2024

## Report on Analysis of Students' Feedback

### Introduction:

We believe that the voices of our students are integral to maintaining and enhancing the quality of education and campus life. Student feedback provides valuable insights into the effectiveness of teaching, the learning environment, and the overall student experience. By gathering feedback, we aim to create a collaborative atmosphere where both students and faculty can work together to identify strengths, address areas for improvement, and ensure that our academic offerings and support services meet the evolving needs of our community. This feedback is an essential part of our ongoing commitment to fostering an inclusive, engaging, and supportive educational environment for all.

### Objective:

The objective of this analysis is to assess various aspects of the student experience, including teaching quality, course content, campus facilities, and support services. By carefully reviewing and interpreting this feedback, we aim to gain a deeper understanding of students' perspectives, identify areas of excellence, and uncover opportunities for improvement. The insights derived from this report are essential for guiding future decisions related to curriculum development, faculty performance, and student services, ensuring that the college continues to provide an enriching and effective educational environment.

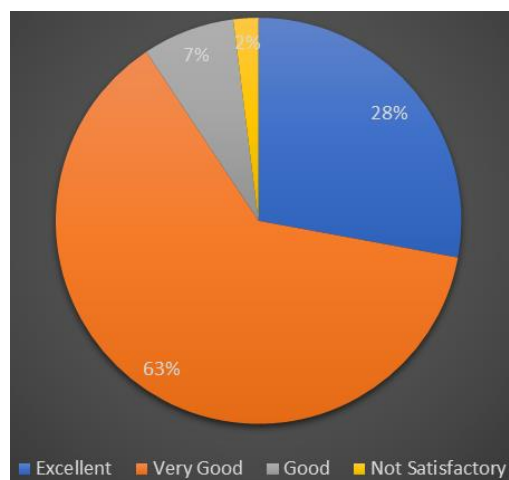
### Methodologies:

To gather insights into students' perspectives on the learning environment and infrastructure of the college, a feedback survey was conducted using "Google Forms". The survey was designed based on 15 questions, the questions were a mix of multiple-choice, Likert-scale, and open-ended formats to allow for both quantitative and qualitative analysis. The feedback form was open for a period of two weeks to give students ample time to respond. The survey was completed by 1270 students, whose responses were collected and entered into an Excel sheet specifically set up for analysis. The data was then analysed, and the results of this analysis are presented in the form of a pie chart diagram (pie diagram) to provide a visual representation of the feedback.

### Questionaries:

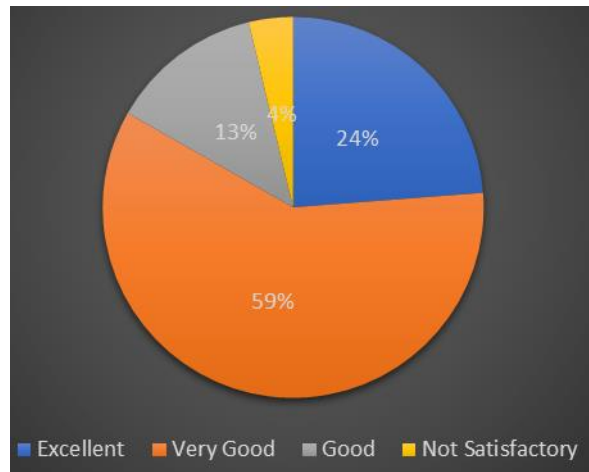
The questionnaires are designed using a four-point Likert scale: excellent, very good, good, and not satisfactory. The percentage of responses for each question is as follows:

1. Course content coverage by the faculty members after the end of semester

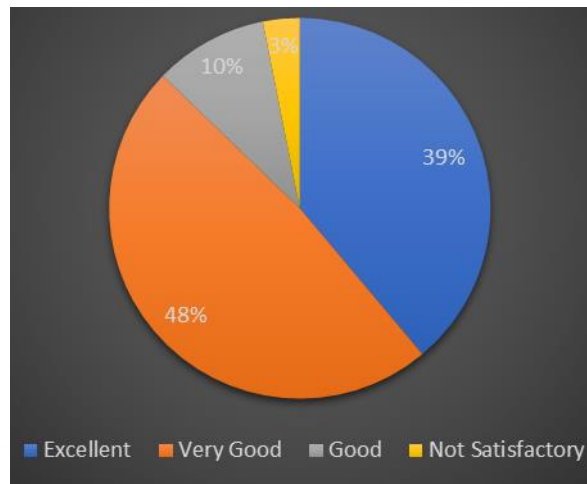


## Report on Analysis of Students' Feedback

### 2. Depth of the course content taught



### 3. Balanced between theoretical and practical aspects of the course

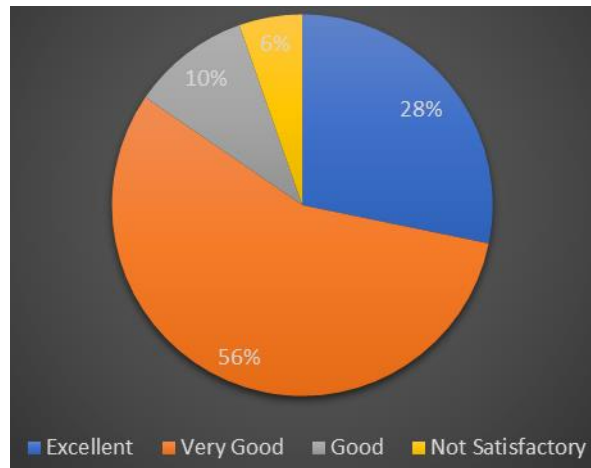


### 4. Applicability of the present course to real life scenario

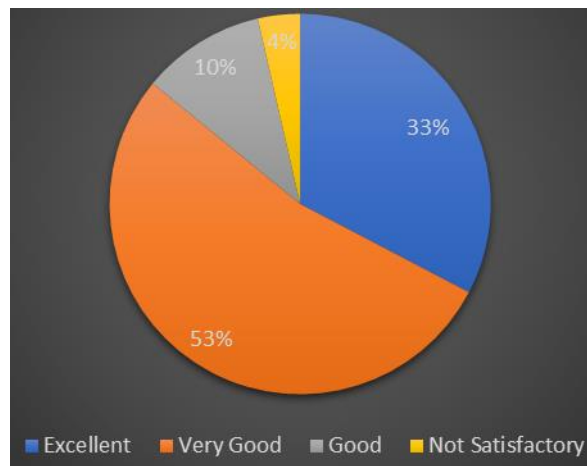


## Report on Analysis of Students' Feedback

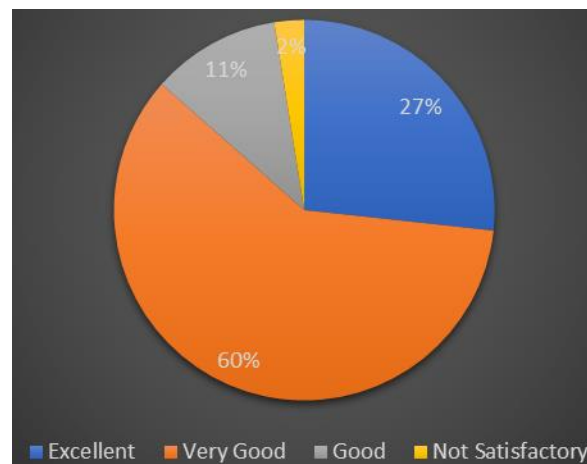
### 5. Teachers knowledge on the subject matter taught



### 6. Teacher's ability to illustrate the abstract concepts through examples and applications

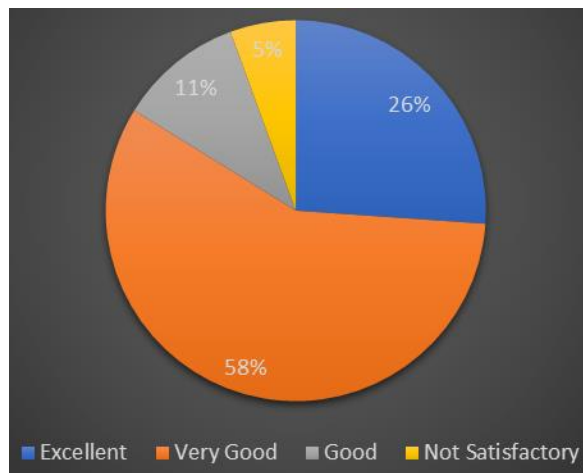


### 7. The evaluation and assessment process of student's progression conducted by the college is-

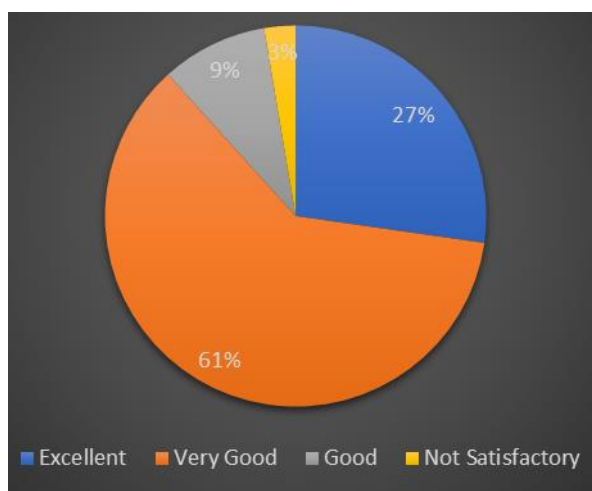


## Report on Analysis of Students' Feedback

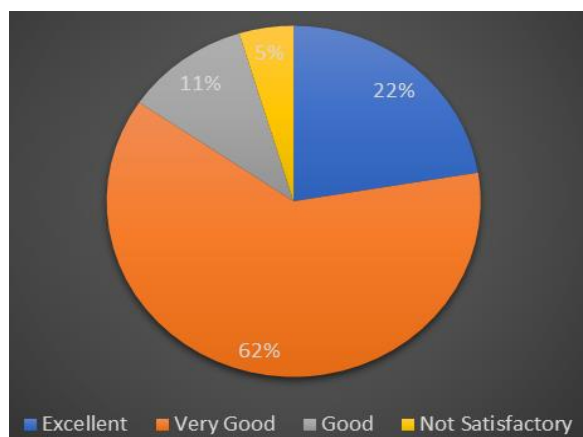
8. Periodic assessment conducted by the college to evaluate the performance of the students



9. Availability of equipment, apparatus, chemicals as per the curriculum in laboratories

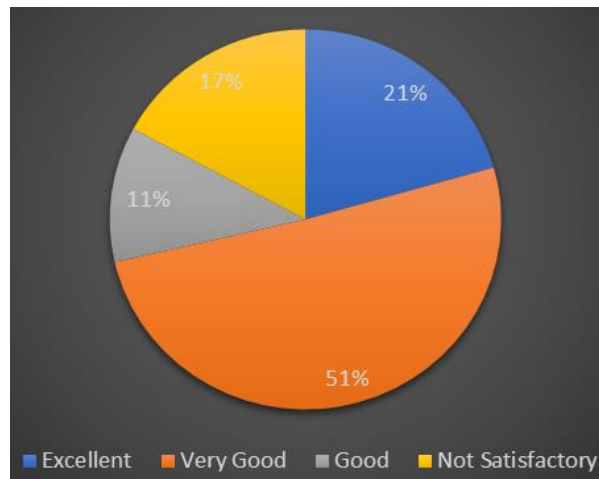


10. Relevance of availability of study materials and additional sources materials in the library

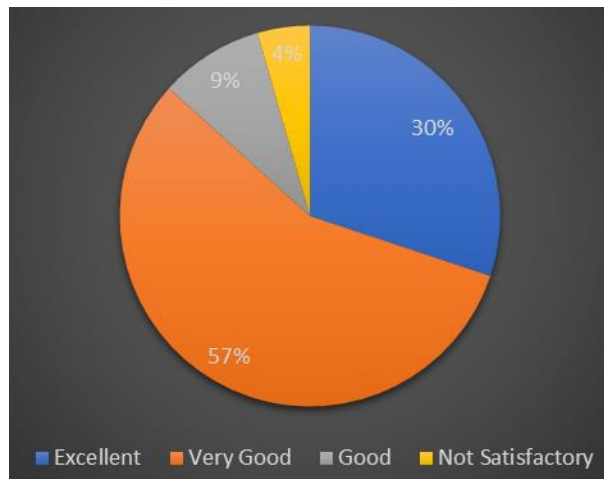


## Report on Analysis of Students' Feedback

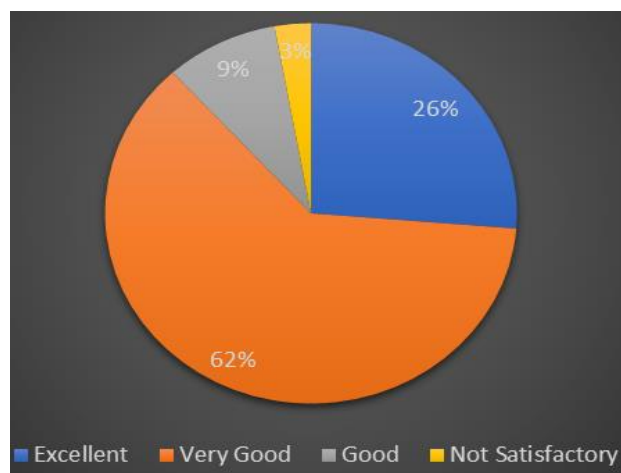
11. The library is resourceful with adequate reading room facility



12. Online/ Digital platform of the college is

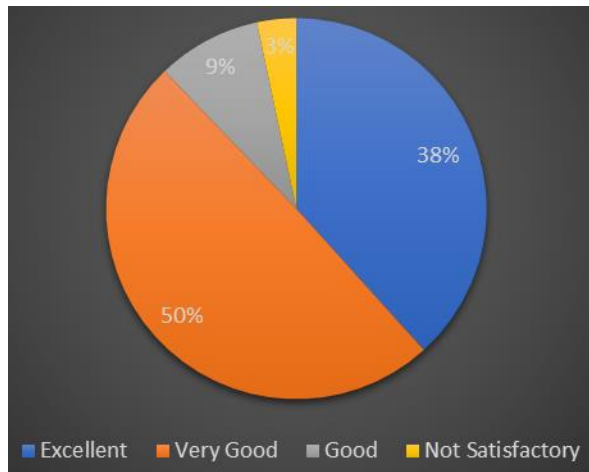


13. The office and administration services of the college

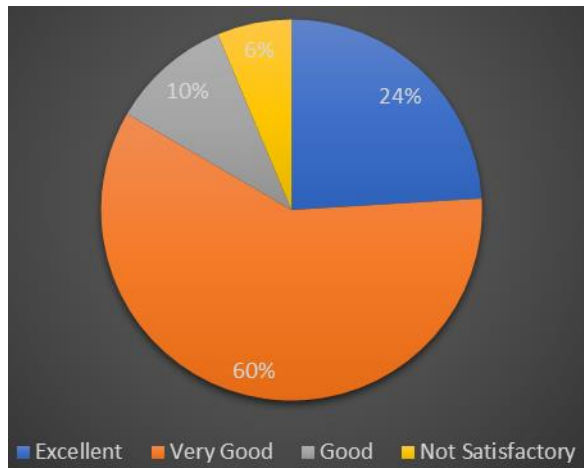


## Report on Analysis of Students' Feedback

### 14. Toilet and washroom facilities in the college province



### 15. Grievance and redressal issues handle by the authority



### Analysis and interpretation of the salient Findings

(1) The analysis shows that 63% of students rated the course content coverage by faculty members as excellent, while 28% rated it as very good at the end of the semester. This indicates that students are highly satisfied with how well the faculty completed the course content.

(2) A combined rating of "excellent" and "very good" shows that 83% of the students are highly satisfied with the depth of the course content. Furthermore, 83% of the students agree that the current course material provides an appropriate balance between theoretical and practical aspects. Additionally, a combined rating of "excellent" and "very good" indicates that 90% of the students find the current course applicable to real-life scenarios.

(3) According to the survey, as many as 84% of the students rated the teacher's knowledge of the subject matter as very good or above. When it comes to the teacher's ability to explain abstract concepts clearly, 33% of the students rated it as excellent, while 53% rated it as very good. This suggests that the faculty members possess in-depth knowledge and proficiency in their respective subject areas.

## Report on Analysis of Students' Feedback

(4) 61%, of students rated the availability of equipment, apparatus, and chemicals in the laboratories as excellent, while 27% rated it as very good, and 9% rated it as good. This suggests that the college's laboratory facilities are generally satisfactory. However, there is a need for improvements, particularly in the installation of modern instrumentation and research tools, to enhance research activities within the college. Additionally, a combined rating of "excellent" and "very good" shows that 84% of students are highly satisfied with the availability of study materials and additional resources in the library. This positive feedback from students is encouraging for us, as we are able to provide sufficient study materials despite being located in a rural area.

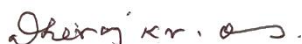
(5) There are some concerned among the teachers regarding the toilets and canteen facilities in the college. 19.7 % of the faculty members feels that they are not satisfied with the toilets and canteen facilities.

### Action taken:

(1) The feedback received is discussed with the relevant authorities, and any pressing issues are addressed during in-house meetings that include student union representatives. Necessary actions are implemented by sending circulars to various departments and cells

(2) Due to the increasing number of enrolled students, the authority plans to construct additional reading room facilities to meet their needs.

(3) Special meetings are held with the grievance and redressal cell of the college, where instructions were given to address the grievances of the students.



Co. Ordinator  
I.Q.A.C.  
J.N. College, Boko



Dr. Tapan Dutta  
Principal  
Jawaharlal Nehru College, Boko

Principal  
Jawaharlal Nehru College  
Boko